

Online Enrollment Process

FCEA - CTA - NEA


[FCEA/CTA Enrollment Info Document](#)

Direct Link to Enrollment in FCEA/CTA:

<https://join.cta.org/>



Initial Search



Are you currently or have you been a member of CTA in the past?

- *Yes* - Please enter your CTA ID number or email address where you receive CTA emails below.
- *No* - Please enter your personal email below.

OR



Employer Information

Are you currently or have you been a member of CTA in the past?

- **Yes** - Please enter your CTA ID number or email address where you receive CTA emails below.
- **No** - Please enter your personal email below.

OR

Submit

Please select the Employer or School District, where you intend to enroll, from the dropdown.

Employer/District* :

Submit

3 Page Form: Page 1 - Individual Contact Information

CTA HOME

Tell us who you are

The California Teachers Association strives to protect and promote the well-being of its members. As such, CTA must confirm the eligibility of each individual wishing to enroll as an active member. Please check all the applicable boxes below to determine your eligibility and to proceed with your online enrollment.

- I am employed in public education in California.
- I hold or shall be eligible to hold a baccalaureate or higher degree or the regular teaching, vocational, or technical certificates required by my employment.
- I am eligible for membership under the collective bargaining agreement between the local chapter and my employer.
- I acknowledge my enrollment is conditional upon verification of my employment with the indicated employer/school district.

Personal Information * Fields are required.

First Name* Middle Name Last Name* Last 4 digits of your SSN

Contact Information

Home Address* Address Line 2

City* State* Zip Code*

Primary Phone* Phone Type* Home Email*


Confirm Email*

Additional Information

Ethnicity Gender Birthdate

Social Media Used : Instagram Pinterest Facebook Twitter

3 Page Form: Page 2 - Membership Information

 HOME

Tell me more, tell me more!

Prior Employer/School District Information (if applicable)

Current Employer/School District Information

Employer/District* Local Association* Work Location

Membership Information

Member Type: Active Member CTA Membership Category*

| CTA MEMBERSHIP CATEGORY DESCRIPTION | CTA MEMBERSHIP CATEGORY |
|---|--------------------------------------|
| If you are an educator who works FULL TIME or more than 60% of a full time assignment. This does NOT include pre-school, head start, child care, adult ed or substitute educators whose salary is less than the minimum K-12 educational salary. | Please select: CATEGORY 1 |
| If you are an educator who works PART-TIME between 33 1/3% - 50% of a full time assignment. | Please select: CATEGORY 2A |
| If you are an educator who works PART-TIME between 51% - 60% of a full time assignment. This includes pre-school, head start, child care, adult ed or substitute educators whose salary is less than the minimum K-12 educational salary. | Please select: CATEGORY 2B |
| If you are an educator or substitute educator who works PART-TIME or 25% or less of a full time assignment. | Please select: CATEGORY 3A |
| If you are an educator who works PART-TIME between 25% - 33 1/3% of a full time assignment. | Please select: CATEGORY 3B |
| If you are an educator who works PART-TIME or HOURLY in Adult Ed or a Community College. | Please select: CATEGORY 4 |

CTA Voluntary Contribution


All CTA dues include a \$20 voluntary contribution per year to help fund CTA advocacy efforts and fund the CTA Foundation for Teaching and Learning, which provides scholarships to members and supports teacher-led efforts to improve public schools. To opt out of the voluntary contribution, complete the Voluntary Contribution Change Form. Forms are available at www.cta.org/contribution, from your local membership contact or via email at membership@cta.org.

CTA/ABC & Independent Expenditures Allocation (optional)

Designated portions of CTA dues are allocated to the Association for Better Citizenship (CTA/ABC) and to Independent Expenditures (IE) through which CTA provides financial support for education-related issues (CTA/ABC) and CTA endorsed bipartisan candidates for local and state offices (CTA/ABC and IE).

Please indicate if you choose not to allocate a portion of your dues to the CTA/ABC and the IE account and want all your dues to remain in the general fund.

3 Page Form: Page 3 - Confirmation & Signature



WAIT! One last step!

Confirmation

| | |
|---|---|
| Name: Star Spangled | Member Type: Active Member |
| Address: 1705 Murchison Dr Burlingame, CA 94010-4504 | Employer/District: ACALANES UNION HIGH (Lafayette) |
| Email: worldtravlr20@gmail.com | Local: ACALANES EDUC ASSN |
| Phone: (650) 555-0000 | CTA Category: Category 1 |

Membership, Dues Payment and Dues Deduction Authorization

CTA Terms and Conditions of Membership

YES, I want to join with my fellow employees and be a committed member of the Local Association, the California Teachers Association (CTA), and the National Education Association (NEA). I hereby request and voluntarily accept membership in these associations and agree to abide by the Constitution and Bylaws of all three associations, as they may be amended from time to time. I support the Local Association in its role as my exclusive representative in

I agree with the terms and conditions*

Type full name
(which constitutes a signature)*

Confirmation


Thank you for submitting your online enrollment.

CTA will be notified of this enrollment and once received, your identified Local and Employer will be notified to begin monthly dues deductions.

You will be receiving an email confirmation for your records.




Online Enrollment is Complete

Created by EGEA



CALIFORNIA
TEACHERS
ASSOCIATION

JULY 14, 2020



Welcome to CTA!

New Member Information

Welcome to CTA! As an Active Member of the California Teachers Association, the National Education Association, and your local chapter, you are now part of one of the strongest advocates for educators in the country.

As a CTA member, you have at your fingertips access to a variety of benefits and programs to enhance your life and your career. To learn about the benefits for members, click [here](#).

Below you will find a temporary membership card to make use of the many member benefits available to you. Your physical membership card will be delivered to you shortly.


Please contact your Local Association if you have any questions or concerns regarding your CTA/NEA Membership. The contact information for **STAFF TCHRS ASSN** is

| | |
|--------------------|---|
| Local President | MINNIE MOUSE |
| Membership Contact | DONALD DUCK |
| Local Address | 1705 MURCHISON DRIVE BURLINGAME CA 94010 |
| Local Phone | (650) 555-1111 |


We'd also like to provide you a digital copy of [your membership enrollment form](#), which you recently completed electronically. Simply click on the link above to view and print your form.

Click [here](#) for your copy of the Terms & Conditions for your CTA/NEA Membership. Please retain this email along with the accompanying hyperlink attachments for your records.

We are excited that you are committed in joining us as we continue to work together to improve the conditions of teaching and learning in California.



CALIFORNIA TEACHERS ASSOCIATION
NATIONAL EDUCATION ASSOCIATION
NON PROFIT ORGANIZATION



AJ RJ
STAFF TCHRS ASSN
ID: 0010449517

TEMPORARY MEMBERSHIP CARD